

ADDRESS: 8 North Science Avenue, Laguna Technopark Inc., Brgy. Biñan (Poblacion), Biñan City, Laguna

CONTACT NO.: (049) 543-1916

WEBSITE: www.lagunawater.com.ph

Test Report ID : TR-19-1433 Date Issued : 05/27/2019
 Sample Code : S19-2255 Document Number : 19-WQM-05-VIC-01
 Name of Company / Customer : Laguna Water Corporation
 Address : G/F, One Evotech Building, Nuvali, Brgy. Sto. Domingo, Sta. Rosa City, Laguna
 Date/Time Collected : 05/21/2019 12:09 Date/Time Submitted : 05/21/2019 19:20
 Collected By : Elmer P. Palmares, Jr. Submitted By : Elmer P. Palmares, Jr.
 Condition of Sample Upon Receipt : 100 mL water sample in clear, polystyrene, sterile container with 3% sodium thiosulfate
 Sample Source Characteristics : Source – Treated Water (w/ Chlorination)
 References : Standard Methods for the Examination of Water and Wastewater, 23rd Edition
 : DOH AO 2017-0010 "Philippine National Standards for Drinking Water of 2017"

RESULTS OF LABORATORY ANALYSIS


SAMPLE LOCATION : WATER PUMP, BRGY. NANHAYA, VICTORIA, LAGUNA

PARAMETER(S)	UNIT(S)	RESULT(S)	METHOD(S)	ANALYZED	
				DATE	BY
Total Coliform	Coliforms/100 mL	ABSENCE	9223B. Enzyme Substrate Test (Colilert-18®)	05/21/2019	JDE
Thermotolerant Coliform / <i>Escherichia coli</i>	Coliforms/100 mL	ABSENCE	9223B. Enzyme Substrate Test (Colilert-18®)	05/21/2019	JDE
Heterotrophic Plate Count	CFU/mL	< 1	9215B. Pour Plate Method	05/21/2019	JDE


Remarks: Samples Analyzed as Submitted.

Legend: CFU – Colony Forming Units

CERTIFIED CORRECT BY:


 ANNA KARLA S. GUTIERREZ, RMT
 Microbiologist
 PRC License No. 0060968

NOTED BY:


 CYRIL A. ERICA, RMT
 Laboratory Services Manager
 PRC License No. 0054161

Test Report QC Checked By: 

Date of Test Report QC Check: 

This report may not be reproduced in part or in full and may not be used for advertisement or litigation purposes without permission from Laguna AAWater Corporation. This report is certified to have passed the Laguna AAWater Corporation Quality Control procedures for reporting results of analysis

ADDRESS: 8 North Science Avenue, Laguna Technopark Inc., Brgy. Biñan (Poblacion), Biñan City, Laguna
CONTACT NO.: (049) 543-1916
WEBSITE: www.lagunawater.com.ph

Test Report ID : TR-19-1434 Date Issued : 05/27/2019
Sample Code : S19-2256 Document Number : 19-WQM-05-VIC-02
Name of Company / Customer : Laguna Water Corporation
Address : G/F, One Evotech Building, Nuvali, Brgy. Sto. Domingo, Sta. Rosa City, Laguna
Date/Time Collected : 05/21/2019 12:19 Date/Time Submitted : 05/21/2019 19:20
Collected By : Elmer P. Palmares, Jr. Submitted By : Elmer P. Palmares, Jr.
Condition of Sample Upon Receipt : 100 mL water sample in clear, polystyrene, sterile container with 3% sodium thiosulfate
Sample Source Characteristics : Distribution – Network Sampling Point
References : Standard Methods for the Examination of Water and Wastewater, 23rd Edition
: DOH AO 2017-0010 "Philippine National Standards for Drinking Water of 2017"


RESULTS OF LABORATORY ANALYSIS

SAMPLE LOCATION : 224 REBONG ST., BRGY. NANHAYA, VICTORIA, LAGUNA

PARAMETER(S)	UNIT(S)	RESULT(S)	METHOD(S)	ANALYZED	
				DATE	BY
Total Coliform	Coliforms/100 mL	ABSENCE	9223B. Enzyme Substrate Test (Colilert-18®)	05/21/2019	JDE
Thermotolerant Coliform / <i>Escherichia coli</i>	Coliforms/100 mL	ABSENCE	9223B. Enzyme Substrate Test (Colilert-18®)	05/21/2019	JDE
Heterotrophic Plate Count	CFU/mL	6	9215B. Pour Plate Method	05/21/2019	JDE

Remarks: Samples Analyzed as Submitted.
Legend: CFU – Colony Forming Units

CERTIFIED CORRECT BY:


ANNA KARLA S. GUTIERREZ, RMT
Microbiologist
PRC License No. 0060968

NOTED BY:


CYRIL A. ERICA, RMT
Laboratory Services Manager
PRC License No. 0054161

Test Report QC Checked By: 

Date of Test Report QC Check: 5/22/19

This report may not be reproduced in part or in full and may not be used for advertisement or litigation purposes without permission from Laguna AAWater Corporation. This report is certified to have passed the Laguna AAWater Corporation Quality Control procedures for reporting results of analysis